

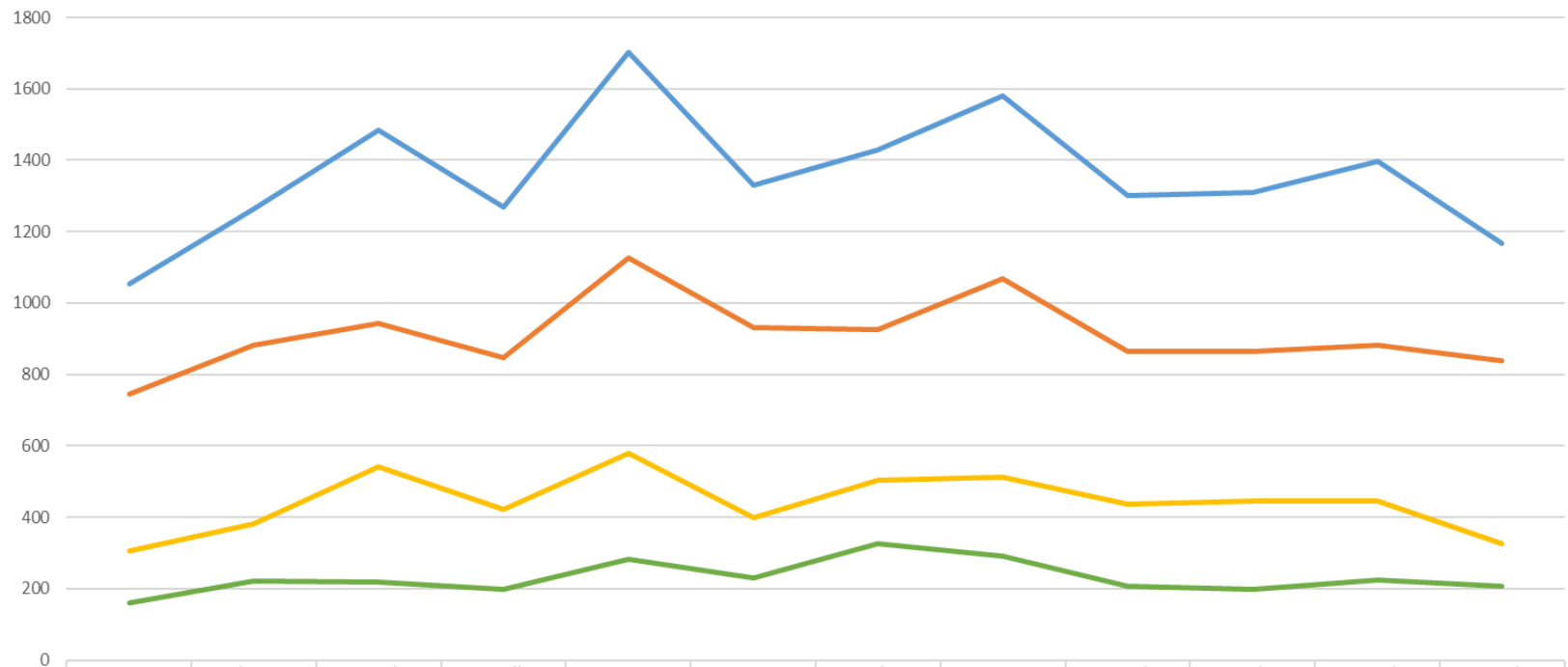
PERSONAL BOND MONTHLY REPORT DECEMBER 2025

PERSONAL BOND OFFICE

Aaron Johnson, Director

January 6, 2026

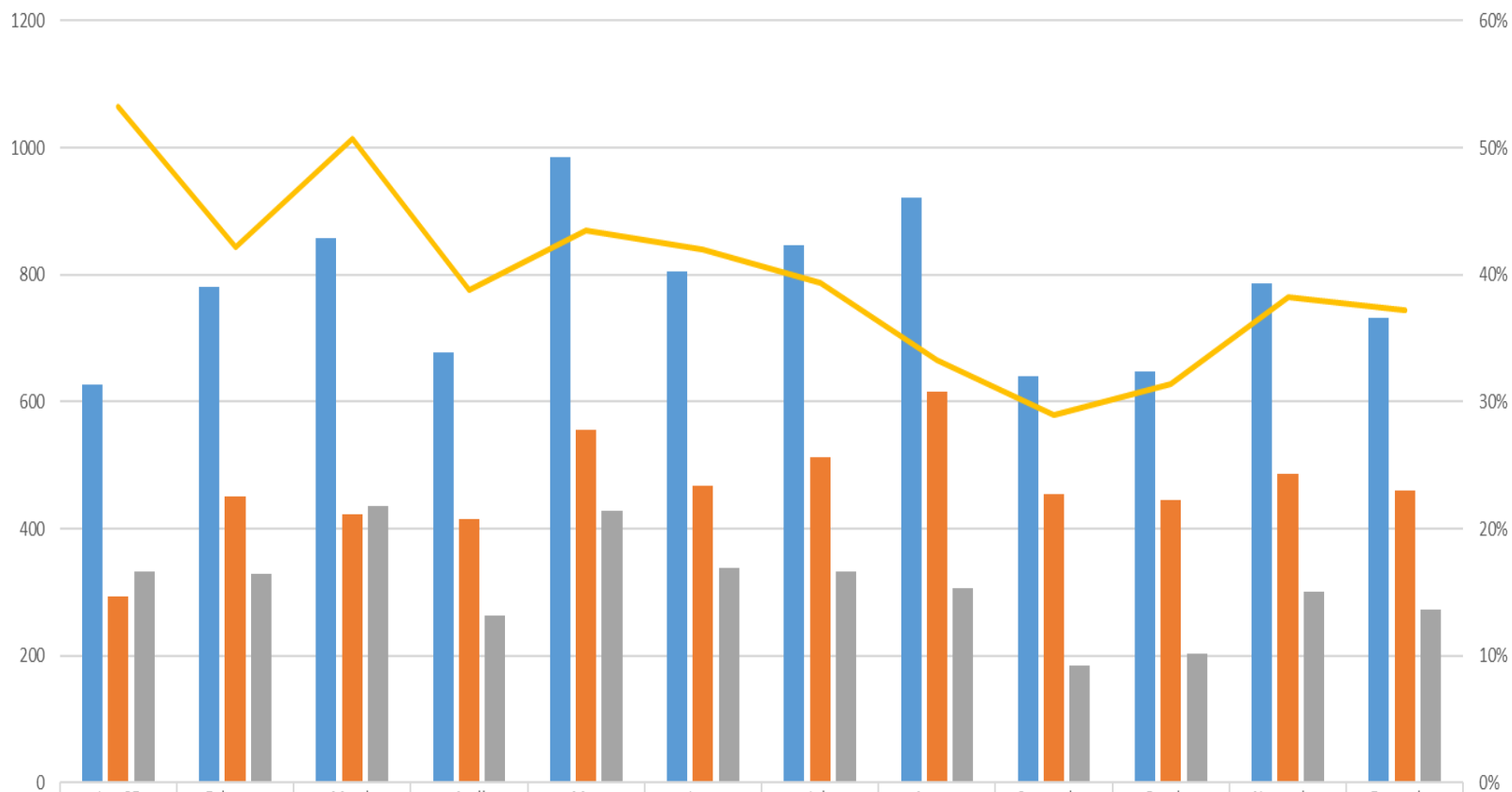
Bookings Initiated, Financial Affidavit Completed and Cases sent to Bail Review



	Jan-25	February	March	April	May	June	July	August	September	October	November	December
Bookings Initiated	1053	1263	1485	1269	1703	1331	1430	1579	1301	1311	1397	1166
FA Completed	746	881	944	846	1125	932	926	1068	864	865	883	839
FA Not Provided	307	382	541	423	578	399	504	511	437	446	446	327
Bail Review	161	221	219	198	283	230	327	292	208	197	224	206

Financial Affidavits not provided reasons include but not limited to: Magistrated cases in other jurisdictions, Defendant refused, Out of County Warrants, Municipal Holds, and Class C cases.

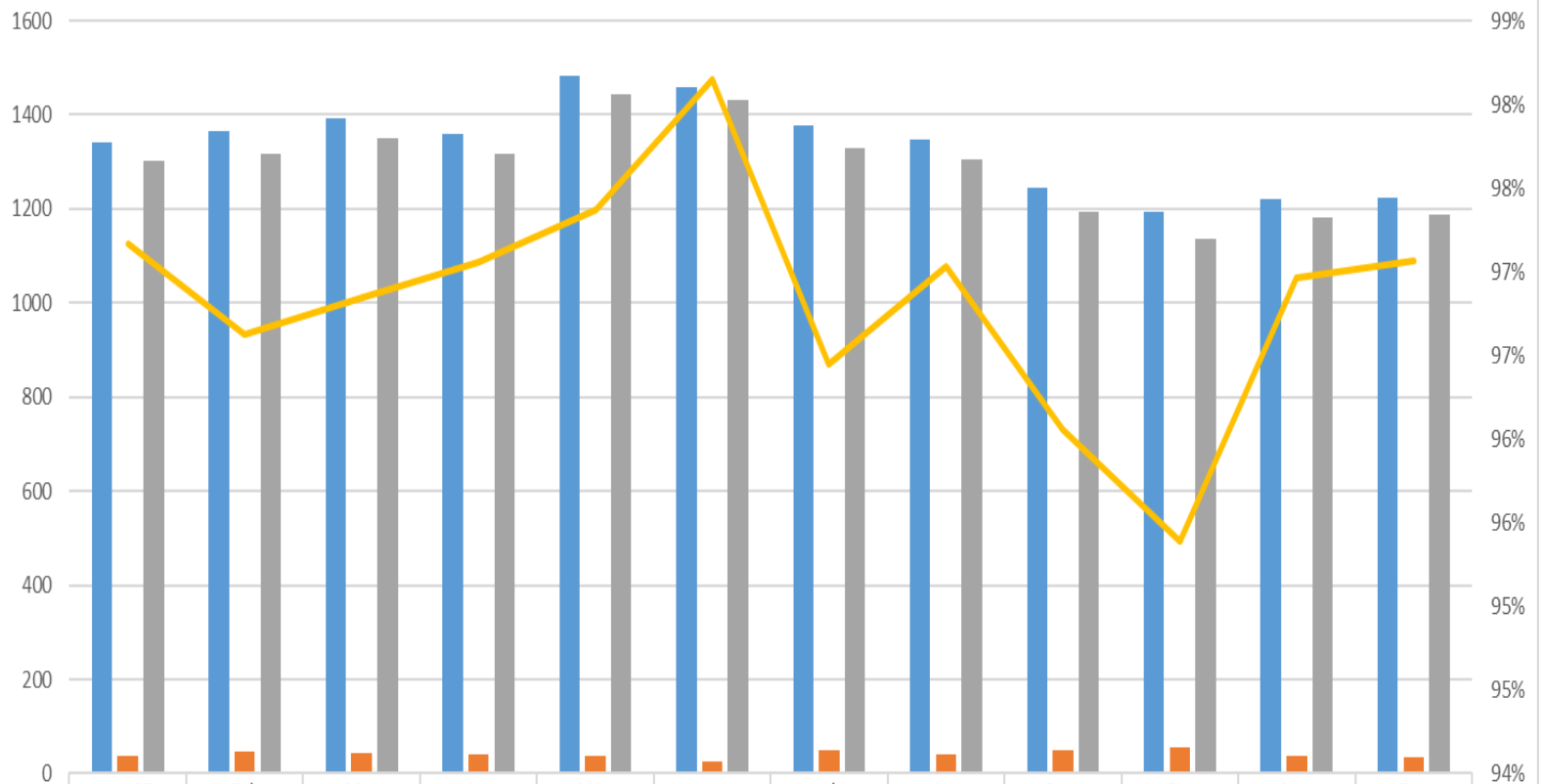
Total Eligible Releases, Type and % to PBO



Total Eligible Releases	626	780	858	678	984	805	846	922	639	647	787	732
Releases to Surety	293	451	423	415	556	467	513	615	454	444	486	460
Releases to PBO	333	329	435	263	428	338	333	307	185	203	301	272
% to PBO	53%	42%	51%	39%	43%	42%	39%	33%	29%	31%	38%	37%

■ Total Eligible Releases
 ■ Releases to Surety
 ■ Releases to PBO
 — % to PBO

Personal Bond Compliance Report based on Monthly Average Population



	Jan-25	Feb	Mar	Apr	May	June	July	Aug	Sept	Oct	Nov	Dec
Total Active Population	1340	1364	1393	1358	1482	1458	1378	1346	1244	1193	1220	1225
Total Forfeitures	38	46	44	40	39	27	49	40	49	55	37	36
Total in Compliance	1302	1318	1349	1318	1443	1431	1329	1306	1195	1138	1183	1189
% in Compliance	97%	97%	97%	97%	97%	98%	96%	97%	96%	95%	97%	97%

■ Total Active Population
 ■ Total Forfeitures
 ■ Total in Compliance
 — % in Compliance