

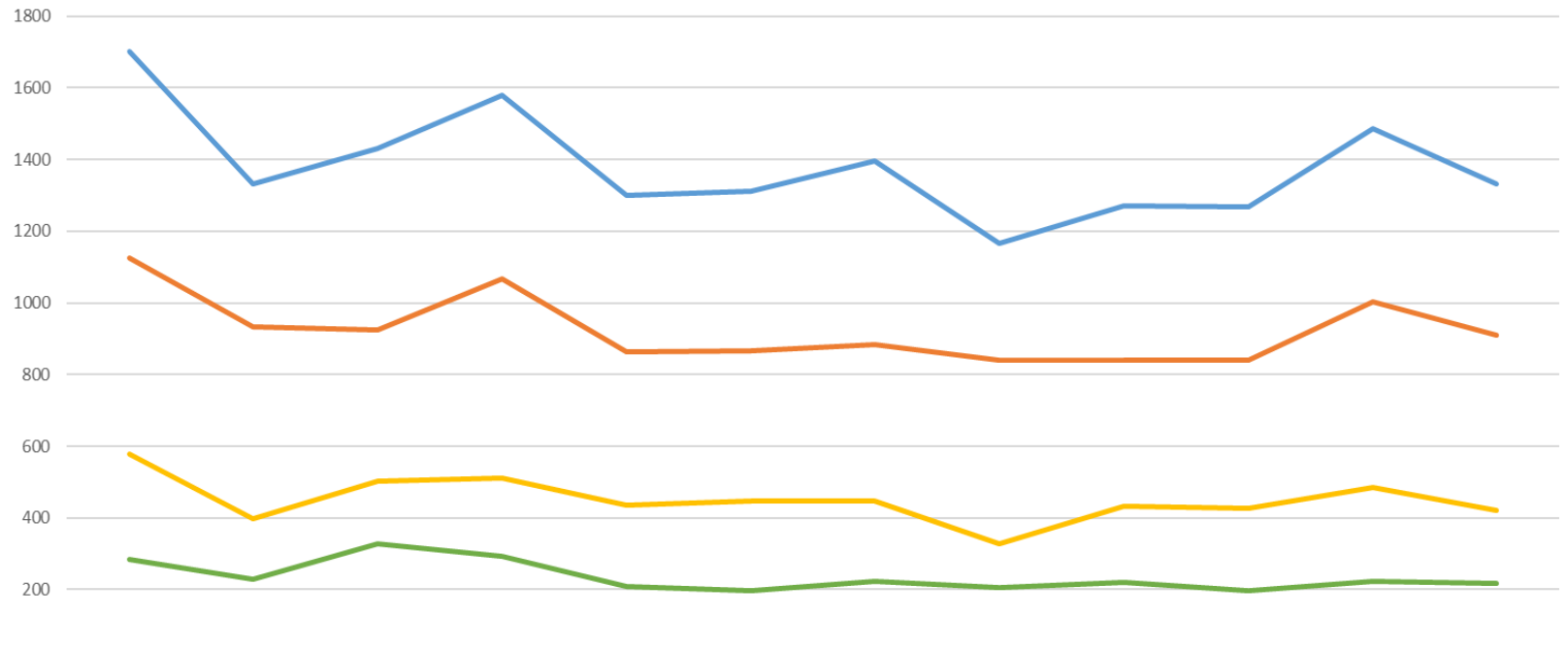
PERSONAL BOND MONTHLY REPORT APRIL 2026

PERSONAL BOND OFFICE

Aaron Johnson, Director

May 1, 2026

Bookings Initiated, Financial Affidavit Completed and Cases sent to Bail Review

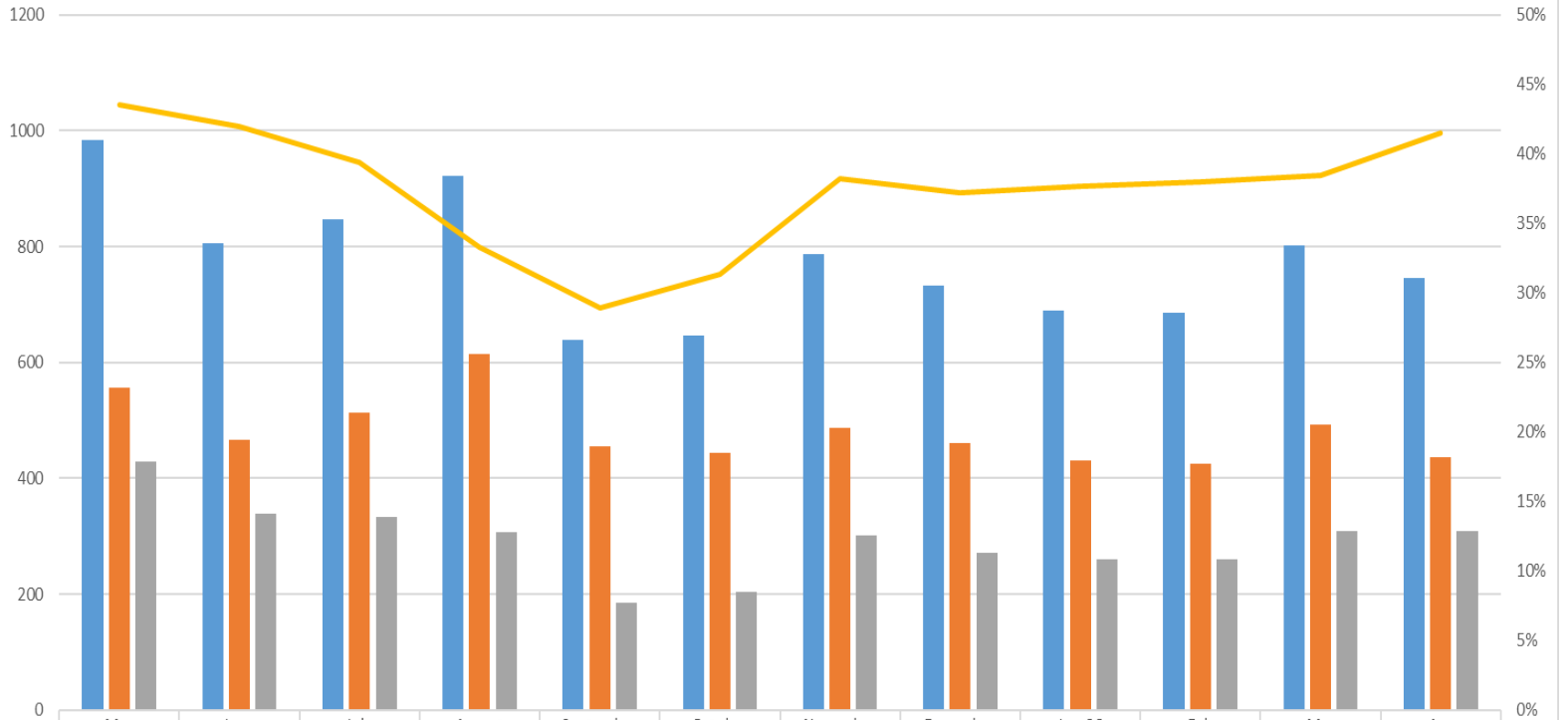


	May	June	July	August	September	October	November	December	Jan-26	February	March	April
Bookings Initiated	1703	1331	1430	1579	1301	1311	1397	1166	1272	1267	1487	1331
FA Completed	1125	932	926	1068	864	865	883	839	839	841	1003	910
FA Not Provided	578	399	504	511	437	446	446	327	433	426	484	421
Bail Review	283	230	327	292	208	197	224	206	221	196	223	217

— Bookings Initiated — FA Completed — FA Not Provided — Bail Review

Financial Affidavits not provided reasons include but not limited to: Magistrated cases in other jurisdictions, Defendant refused, Out of County Warrants, Municipal Holds, and Class C cases.

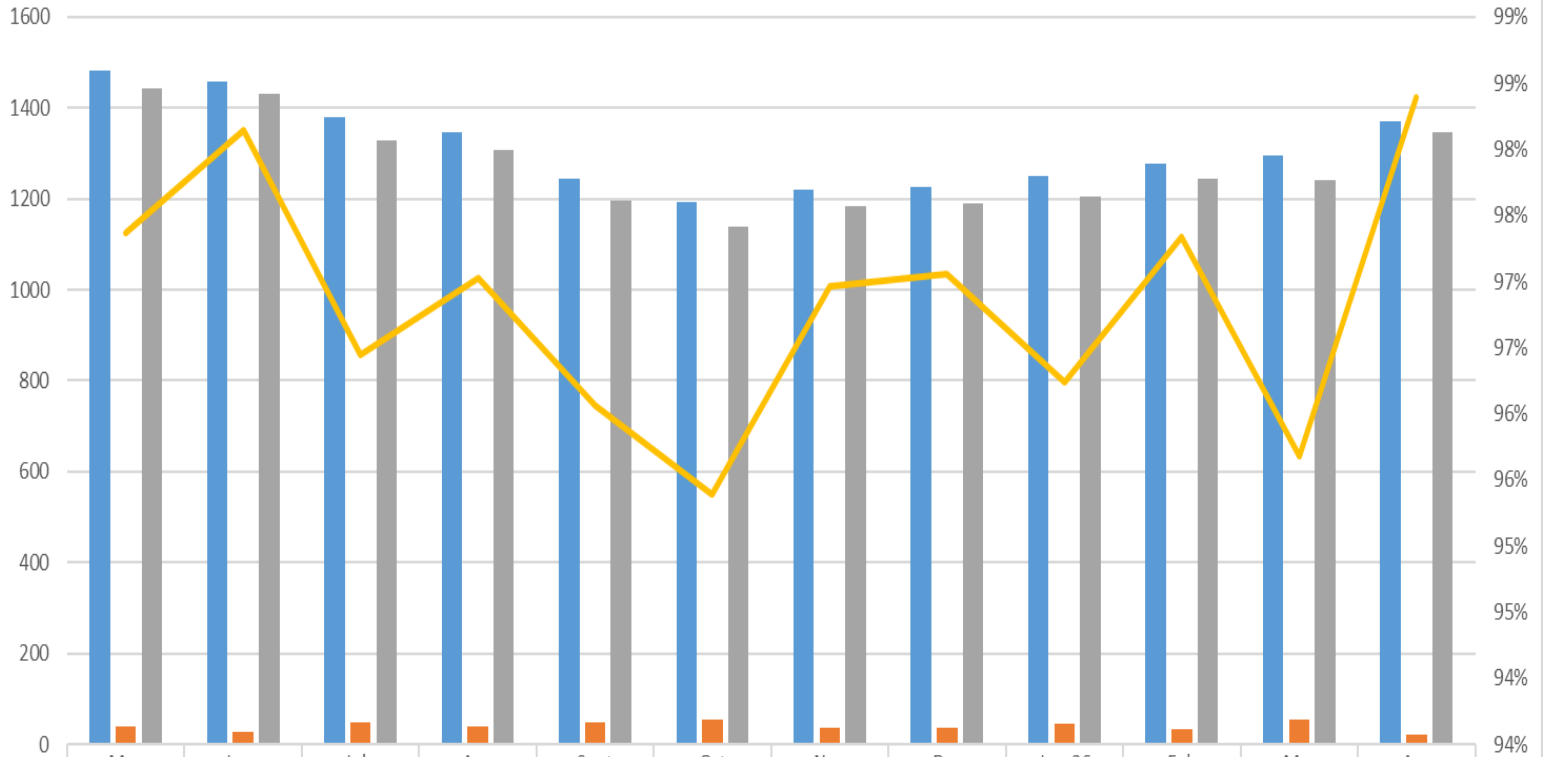
Total Eligible Releases, Type and % to PBO



	May	June	July	August	September	October	November	December	Jan-26	Feb	Mar	Apr
Total Eligible Releases	984	805	846	922	639	647	787	732	690	685	801	745
Releases to Surety	556	467	513	615	454	444	486	460	430	425	493	436
Releases to PBO	428	338	333	307	185	203	301	272	260	260	308	309
% to PBO	43%	42%	39%	33%	29%	31%	38%	37%	38%	38%	38%	41%

■ Total Eligible Releases
 ■ Releases to Surety
 ■ Releases to PBO
 — % to PBO

Personal Bond Compliance Report based on Monthly Average Population



Total Active Population	1482	1458	1378	1346	1244	1193	1220	1225	1251	1278	1296	1369
Total Forfeitures	39	27	49	40	49	55	37	36	47	34	56	22
Total in Compliance	1443	1431	1329	1306	1195	1138	1183	1189	1204	1244	1240	1347
% in Compliance	97%	98%	96%	97%	96%	95%	97%	97%	96%	97%	96%	98%

■ Total Active Population
 ■ Total Forfeitures
 ■ Total in Compliance
 — % in Compliance