

GALVESTON COUNTY

Budget Office



MEMORANDUM

Date: April 27, 2026

To: Commissioners Court

From: Diana Huallpa, Chief Financial Officer,
Dwight Sullivan, County Clerk

Subject: Fiscal Year 2026 – Quarter 2 Investment Report – March 31st, 2026

As of March 31, 2025, Galveston County held total invested funds with a market value of **\$213,539,395**. All investments were made in strict compliance with **Government Code 2256** and the **Galveston County Investment Policy**, which prioritizes the following objectives:

1. **Preservation of principal and liquidity** – ensuring funds are secure and readily available.
2. **Diversification of investments** – achieved by placing county funds in authorized Public Funds Investment Act (PFIA) pools (**Texas CLASS, Prosperity, and Texas FIT**) and through the purchase of Certificates of Deposit.

At the end of the reporting period, the portfolio had a **weighted average maturity (WAM)** of **1 day**, and a **weighted yield to maturity (YTM)** of **3.8%** reflecting a highly liquid position in alignment with the County's cash flow needs and investment strategy.

For the second quarter of fiscal year 2026, interest income totaled **\$3,337,669**. Interest earnings are lower compared to the same period in the prior fiscal year, primarily due to changes in market conditions, including a decline in short-term interest rates and a more normalized yield environment compared to the elevated rates experienced previously. Texas Range has had no recent activity.

Enclosed with this summary is the **Galveston County FY 2026 Annual Investment Report**, which includes:


- A Summary Statement of Investment Position
- Detailed Transaction Reports
- Investment Schedules by Fund
- Visual charts and graphs for easy reference

Diana Huallpa
Diana Huallpa, Co-Investment Officer

Dwight R. Sullivan
Dwight Sullivan, Co-Investment Officer

1





**Galveston County
Portfolio Management
Portfolio Summary
March 31, 2026**

Investments	Par Value	Market Value	Book Value	% of Portfolio	Term	Days to Maturity	YTM 360 Equiv.	YTM 365 Equiv.
Overnight Investment Pool	146,446,466.25	146,446,466.25	146,446,466.25	68.58	1	1	3.792	3.844
Cash Pool	67,092,929.17	67,092,929.17	67,092,929.17	31.42	1	1	3.685	3.736
Investments	213,539,395.42	213,539,395.42	213,539,395.42	100.00%	1	1	3.758	3.810

Total Earnings	March 31 Month Ending	Fiscal Year To Date
Current Year	691,678.11	3,337,669.36
Average Daily Balance	214,740,997.25	167,563,457.77
Effective Rate of Return	3.79%	3.99%

Diana Huallpa, Dwight Sullivan,

**Galveston County
Portfolio Management
Portfolio Details - Investments
March 31, 2026**

CUSIP	Investment #	Issuer	Average Balance	Purchase Date	Par Value	Market Value	Book Value	Stated Rate	YTM 360	YTM 365	Days to Maturity	Maturity Date
Overnight Investment Pool												
9900171-013125	9900171	Texas FIT		01/01/2025	53,666,957.15	53,666,957.15	53,666,957.15	3.910	3.856	3.910	1	
9900171-013125G	9900171-G	Texas FIT		01/20/2026	0.00	0.00	0.00	3.670	3.620	3.670	1	
9900172-013125	9900172	Texas FIT		01/01/2025	18,227,382.19	18,227,382.19	18,227,382.19	3.910	3.856	3.910	1	
9900175-013125	9900175	Texas FIT		01/01/2025	1,420,411.05	1,420,411.05	1,420,411.05	3.910	3.856	3.910	1	
9900176-013125	9900176	Texas FIT		01/01/2025	516,417.16	516,417.16	516,417.16	3.910	3.856	3.910	1	
9900177-013125	9900177	Texas FIT		01/01/2025	686,254.99	686,254.99	686,254.99	3.910	3.856	3.910	1	
9900178	9900178	Texas FIT		01/01/2025	12,625.59	12,625.59	12,625.59	3.910	3.856	3.910	1	
TX-01-0334-0001	0334-0001	Texas Class		08/07/2025	17,220,675.48	17,220,675.48	17,220,675.48	3.776	3.724	3.776	1	
TX-01-0334-0005	0334-0005	Texas Class		10/01/2022	7,712,211.44	7,712,211.44	7,712,211.44	3.776	3.724	3.776	1	
TX-01-0334-0006	0334-0006	Texas Class		10/01/2022	5,485,688.89	5,485,688.89	5,485,688.89	3.776	3.724	3.776	1	
TX-01-0334-0007	0334-0007	Texas Class		10/01/2022	104,252.84	104,252.84	104,252.84	3.776	3.724	3.776	1	
TX-01-0334-0008	0334-0008	Texas Class		10/01/2022	4,741,396.68	4,741,396.68	4,741,396.68	3.776	3.724	3.776	1	
TX-01-0334-0009	0334-0009	Texas Class		10/01/2022	4,668,308.91	4,668,308.91	4,668,308.91	3.776	3.724	3.776	1	
TX-01-0334-0014	0334-0014	Texas Class		10/01/2022	8,365,864.88	8,365,864.88	8,365,864.88	3.776	3.724	3.776	1	
TX-01-0334-0015	0334-0015	Texas Class		10/01/2022	340,586.93	340,586.93	340,586.93	3.776	3.724	3.776	1	
TX-01-0334-0021	0334-0021	Texas Class		10/01/2022	20,538,907.59	20,538,907.59	20,538,907.59	3.776	3.724	3.776	1	
TX-01-0334-0024	0334-0024	Texas Class		10/01/2022	2,738,524.48	2,738,524.48	2,738,524.48	3.776	3.724	3.776	1	
Subtotal and Average			145,984,661.34		146,446,466.25	146,446,466.25	146,446,466.25	3.792	3.844	1		
Cash Pool												
PRO-3160	PRO-3160	Prosperity Bank		06/18/2025	67,092,929.17	67,092,929.17	67,092,929.17	3.736	3.685	3.736	1	
Subtotal and Average			68,756,335.91		67,092,929.17	67,092,929.17	67,092,929.17	3.685	3.736	1		
Total and Average			214,740,997.25		213,539,395.42	213,539,395.42	213,539,395.42	3.758	3.810	1		

**Galveston County
Portfolio Management
Portfolio Details with Earnings - Investments
March 31, 2026**

CUSIP	Investment #	Issuer	Average Balance	Purchase Date	Par Value	Market Value	Book Value	Current Rate	Days To Maturity	YTM	Accrued Interest	Unrealized Gain/Loss	Maturity Date
Overnight Investment Pool													
9900171-013125	9900171	TFIT		01/01/2025	53,666,957.15	53,666,957.15	53,666,957.15	3.910	1	3.910	0.00	0.00	
9900171-013125G	9900171-G	TFIT		01/20/2026	0.00	0.00	0.00	3.670	1	3.670	0.00	0.00	
9900172-013125	9900172	TFIT		01/01/2025	18,227,382.19	18,227,382.19	18,227,382.19	3.910	1	3.910	0.00	0.00	
9900175-013125	9900175	TFIT		01/01/2025	1,420,411.05	1,420,411.05	1,420,411.05	3.910	1	3.910	0.00	0.00	
9900176-013125	9900176	TFIT		01/01/2025	516,417.16	516,417.16	516,417.16	3.910	1	3.910	0.00	0.00	
9900177-013125	9900177	TFIT		01/01/2025	686,254.99	686,254.99	686,254.99	3.910	1	3.910	0.00	0.00	
9900178	9900178	TFIT		01/01/2025	12,625.59	12,625.59	12,625.59	3.910	1	3.910	0.00	0.00	
TX-01-0334-0001	0334-0001	TXCLAS		08/07/2025	17,220,675.48	17,220,675.48	17,220,675.48	3.776	1	3.776	0.00	0.00	
TX-01-0334-0005	0334-0005	TXCLAS		10/01/2022	7,712,211.44	7,712,211.44	7,712,211.44	3.776	1	3.776	0.00	0.00	
TX-01-0334-0006	0334-0006	TXCLAS		10/01/2022	5,485,688.89	5,485,688.89	5,485,688.89	3.776	1	3.776	0.00	0.00	
TX-01-0334-0007	0334-0007	TXCLAS		10/01/2022	104,252.84	104,252.84	104,252.84	3.776	1	3.776	0.00	0.00	
TX-01-0334-0008	0334-0008	TXCLAS		10/01/2022	4,741,396.68	4,741,396.68	4,741,396.68	3.776	1	3.776	0.00	0.00	
TX-01-0334-0009	0334-0009	TXCLAS		10/01/2022	4,668,308.91	4,668,308.91	4,668,308.91	3.776	1	3.776	0.00	0.00	
TX-01-0334-0014	0334-0014	TXCLAS		10/01/2022	8,365,864.88	8,365,864.88	8,365,864.88	3.776	1	3.776	0.00	0.00	
TX-01-0334-0015	0334-0015	TXCLAS		10/01/2022	340,586.93	340,586.93	340,586.93	3.776	1	3.776	0.00	0.00	
TX-01-0334-0021	0334-0021	TXCLAS		10/01/2022	20,538,907.59	20,538,907.59	20,538,907.59	3.776	1	3.776	0.00	0.00	
TX-01-0334-0024	0334-0024	TXCLAS		10/01/2022	2,738,524.48	2,738,524.48	2,738,524.48	3.776	1	3.776	0.00	0.00	
Subtotal and Average			145,984,661.34		146,446,466.25	146,446,466.25	146,446,466.25	3.844	1	3.844	0.00	0.00	
Cash Pool													
PRO-3160	PRO-3160	PROSB		06/18/2025	67,092,929.17	67,092,929.17	67,092,929.17	3.736	1	3.736	0.00	0.00	
Subtotal and Average			68,756,335.91		67,092,929.17	67,092,929.17	67,092,929.17	3.736	1	3.736	0.00	0.00	
Total and Average			214,740,997.25		213,539,395.42	213,539,395.42	213,539,395.42	3.810	1	3.810	0.00	0.00	

**Galveston County
Portfolio Management
Activity By Type
March 1, 2026 through March 31, 2026**

CUSIP	Investment #	Issuer	Stated Rate	Transaction Date	Purchases or Deposits	Redemptions or Withdrawals	Balance
Overnight Investment Pool							
9900171-013125	9900171	Texas FIT	3.910		177,814.62	0.00	
9900172-013125	9900172	Texas FIT	3.910		60,392.75	0.00	
9900175-013125	9900175	Texas FIT	3.910		4,706.25	0.00	
9900176-013125	9900176	Texas FIT	3.910		1,711.04	0.00	
9900177-013125	9900177	Texas FIT	3.910		2,273.77	0.00	
9900178	9900178	Texas FIT	3.910		41.83	0.00	
TX-01-0334-0001	0334-0001	Texas Class	3.776		55,136.24	0.00	
TX-01-0334-0005	0334-0005	Texas Class	3.776		24,692.54	0.00	
TX-01-0334-0006	0334-0006	Texas Class	3.776		17,563.78	0.00	
TX-01-0334-0007	0334-0007	Texas Class	3.776		333.79	0.00	
TX-01-0334-0008	0334-0008	Texas Class	3.776		15,180.74	0.00	
TX-01-0334-0009	0334-0009	Texas Class	3.776		14,946.75	0.00	
TX-01-0334-0014	0334-0014	Texas Class	3.776		26,785.39	0.00	
TX-01-0334-0015	0334-0015	Texas Class	3.776		1,090.49	0.00	
TX-01-0334-0021	0334-0021	Texas Class	3.776		65,760.36	0.00	
TX-01-0334-0024	0334-0024	Texas Class	3.776		8,768.07	0.00	
		Subtotal			477,198.41	0.00	146,446,466.25
Cash Pool							
PRO-3160	PRO-3160	Prosperity Bank	3.736		214,479.70	2,000,000.00	
		Subtotal			214,479.70	2,000,000.00	67,092,929.17
		Total			691,678.11	2,000,000.00	213,539,395.42

**Galveston County
Portfolio Management
Activity Summary
March 2025 through March 2026**

Month End	Year	Number of Securities	Total Invested	Yield to Maturity		Managed Pool Rate	Number of Investments Purchased	Number of Investments Redeemed	Average Term	Average Days to Maturity
				360 Equivalent	365 Equivalent					
March	2025	30	321,649,380.76	4.430	4.491	0.000	0	8	52	2
April	2025	22	224,475,938.22	4.404	4.465	0.000	0	6	1	1
May	2025	16	220,304,238.89	4.400	4.461	0.000	0	0	1	1
June	2025	17	207,076,550.99	4.421	4.482	0.000	1	0	1	1
July	2025	17	187,821,350.73	4.429	4.490	0.000	0	0	1	1
August	2025	17	167,052,609.67	4.431	4.492	0.000	0	0	1	1
September	2025	17	138,285,992.48	4.435	4.497	0.000	0	0	1	1
October	2025	17	130,298,764.03	4.443	4.505	0.000	0	0	1	1
November	2025	18	131,196,805.78	4.427	4.489	0.000	0	0	1	1
December	2025	18	131,647,627.21	3.944	3.999	0.000	0	0	1	1
January	2026	19	186,253,459.83	4.360	4.421	0.000	1	0	1	1
February	2026	18	214,847,717.31	4.405	4.466	0.000	0	0	1	1
March	2026	18	213,539,395.42	3.758	3.810	0.000	0	0	1	1
Average		19	190,342,294.72	4.330%	4.390%	0.000	0	1	5	1

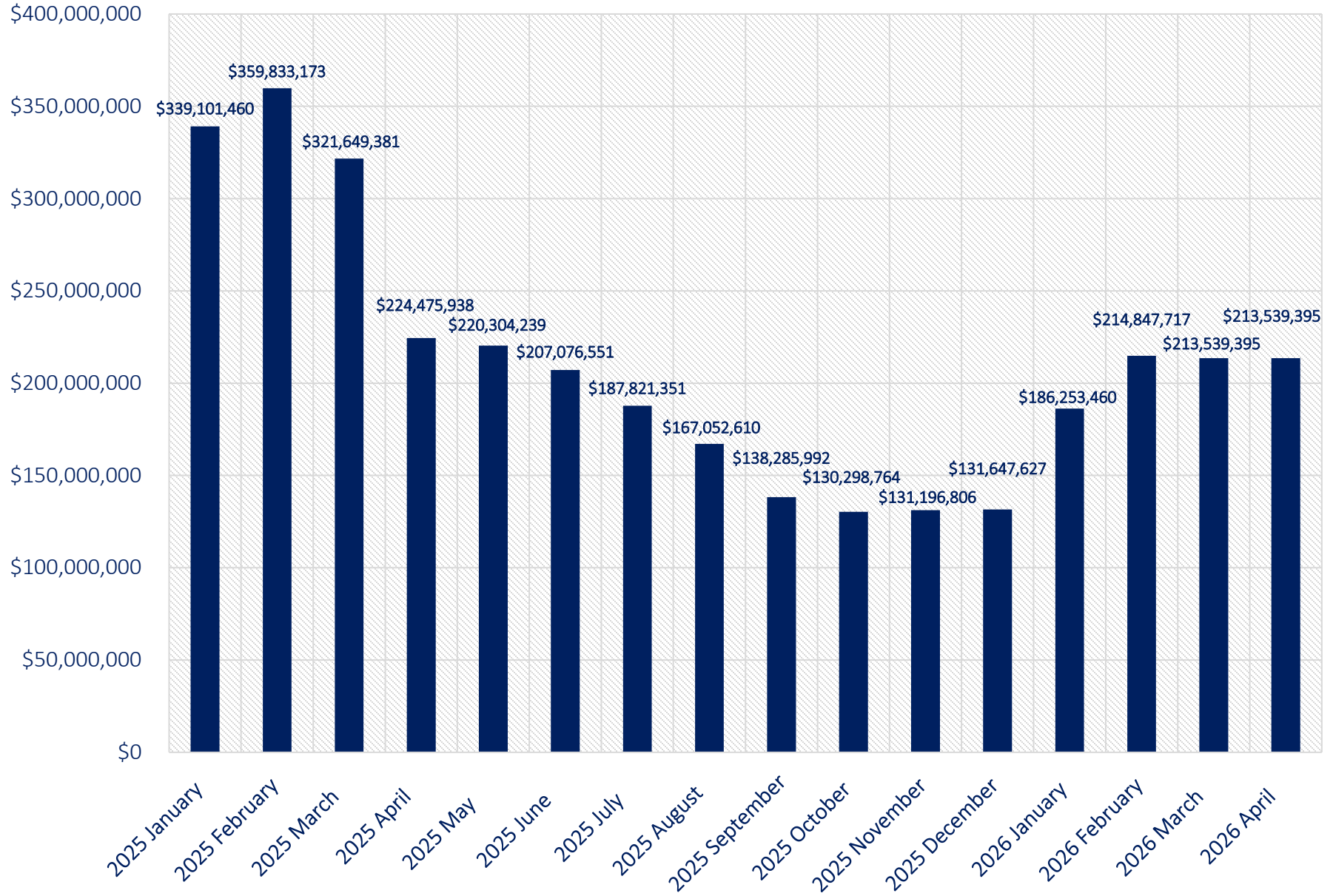
**Galveston County
Portfolio Management
Distribution of Investments By Type
March 2025 through March 2026**

Security Type	March 2025	April 2025	May 2025	June 2025	July 2025	August 2025	September 2025	October 2025	November 2025	December 2025	January 2026	February 2026	March 2026	Average by Period
Cash/Checking Accounts														
Federal Agency Coupon Securities														
Federal Agency Disc. -At Cost														
Treasury Coupon Securities														
Certificate of Deposit Term	28.5													2.2%
Municipal Bonds														
Overnight Investment Pool	71.5	100.0	100.0	78.7	85.5	83.7	84.5	89.7	89.8	89.8	63.1	67.9	68.6	82.5%
Cash Pool				21.3	14.5	16.3	15.5	10.3	10.2	10.2	36.9	32.1	31.4	15.3%

**Galveston County
Portfolio Management
Interest Earnings Summary
March 31, 2026**

	March 31Month Ending	Fiscal Year To Date
CD/Coupon/Discount Investments:		
Interest Collected	0.00	0.00
Plus Accrued Interest at End of Period	0.00	0.00
Less Accrued Interest at Beginning of Period	(0.00)	(0.00)
Less Accrued Interest at Purchase During Period	(0.00)	(0.00)
	<hr/>	<hr/>
Interest Earned during Period	0.00	0.00
Adjusted by Capital Gains or Losses	0.00	0.00
	<hr/>	<hr/>
Earnings during Periods	0.00	0.00
<hr/>		
Pass Through Securities:		
Interest Collected	0.00	0.00
Plus Accrued Interest at End of Period	0.00	0.00
Less Accrued Interest at Beginning of Period	(0.00)	(0.00)
Less Accrued Interest at Purchase During Period	(0.00)	(0.00)
	<hr/>	<hr/>
Interest Earned during Period	0.00	0.00
Adjusted by Premiums and Discounts	0.00	0.00
Adjusted by Capital Gains or Losses	0.00	0.00
	<hr/>	<hr/>
Earnings during Periods	0.00	0.00
<hr/>		
Cash/Checking Accounts:		
Interest Collected	691,678.11	3,337,669.36
Plus Accrued Interest at End of Period	0.00	0.00
Less Accrued Interest at Beginning of Period	(0.00)	(0.00)
	<hr/>	<hr/>
Interest Earned during Period	691,678.11	3,337,669.36
<hr/>		
Total Interest Earned during Period	691,678.11	3,337,669.36
Total Capital Gains or Losses	0.00	0.00
<hr/>		
Total Earnings during Period	691,678.11	3,337,669.36

Book Value History



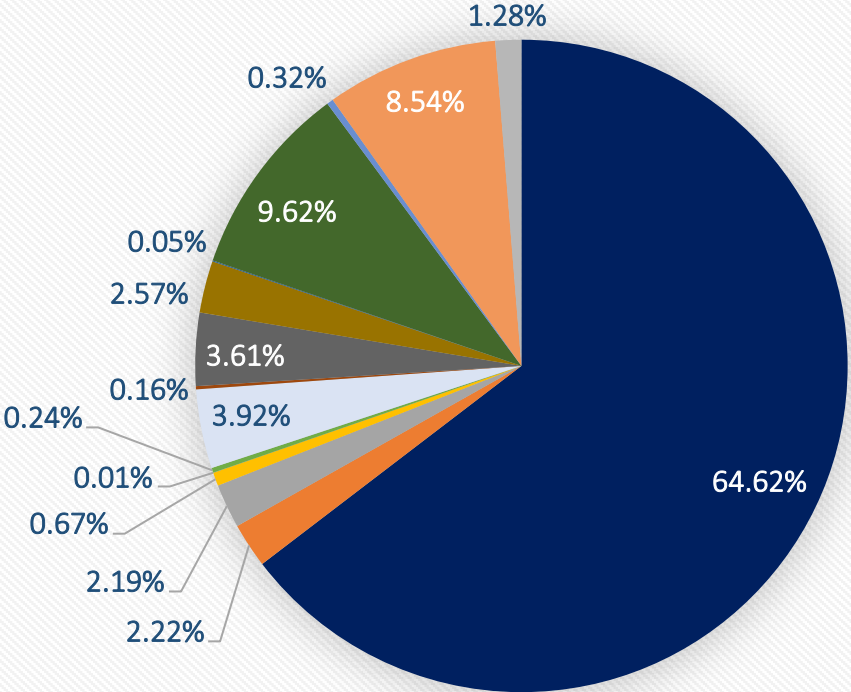
Investment Portfolio Detail
Fiscal Year 2025 - 2026
March 1 - March 31, 2026

CUSIP / Investment #	Issuer	Purchase Date	Par Value	Market Value	Book Value	Stated Rate	Days to Maturity	YTM/C
<u>General Fund</u>								
Cash Pool								
PRO-3160	Prosperity Bank	6/18/2025	67,092,929.17	67,092,929.17	67,092,929.17	3.736	1	3.736
Overnight Investment Pool								
TX-01-0334-0001	Texas Class	8/7/2025	17,220,675.48	17,220,675.48	17,220,675.48	3.776	1	3.776
9900171-013125	Texas FIT	1/1/2025	53,666,957.15	53,666,957.15	53,666,957.15	3.910	1	3.910
9900171-013125G	Texas FIT	1/20/2026	-	-	-	3.670	1	3.670
			137,980,561.80	137,980,561.80	137,980,561.80			
<u>Indigent Health Care Fund</u>								
Overnight Investment Pool								
TX-01-0334-0008	Texas Class	10/1/2022	4,741,396.68	4,741,396.68	4,741,396.68	3.776	1	3.776
			4,741,396.68	4,741,396.68	4,741,396.68			
<u>GOMESA Coastal Cnsv Fund</u>								
Overnight Investment Pool								
TX-01-0334-0009	Texas Class	10/1/2022	4,668,308.91	4,668,308.91	4,668,308.91	3.776	1	3.776
			4,668,308.91	4,668,308.91	4,668,308.91			
<u>Road & Bridge</u>								
Overnight Investment Pool								
9900175-013125	Texas FIT	1/1/2025	1,420,411.05	1,420,411.05	1,420,411.05	3.910	1	3.910
			1,420,411.05	1,420,411.05	1,420,411.05			
<u>Flood Control</u>								
Overnight Investment Pool								
9900178	Texas FIT	1/1/2025	12,625.59	12,625.59	12,625.59	3.910	1	3.910
			12,625.59	12,625.59	12,625.59			
<u>Mosquito Control</u>								
Overnight Investment Pool								
9900176-013125	Texas FIT	1/1/2025	516,417.16	516,417.16	516,417.16	3.910	1	3.910
			516,417.16	516,417.16	516,417.16			
<u>ARPA Fund</u>								
Overnight Investment Pool								
TX-01-0334-0014	Texas Class	10/1/2022	8,365,864.88	8,365,864.88	8,365,864.88	3.776	1	3.776
			8,365,864.88	8,365,864.88	8,365,864.88			
<u>ARPA Emerg Rental Assist Fund</u>								
Overnight Investment Pool								
TX-01-0334-0015	Texas Class	10/1/2022	340,586.93	340,586.93	340,586.93	3.776	1	3.776
			340,586.93	340,586.93	340,586.93			
<u>Unld Tax Rd & Ref Bond 2017</u>								
Overnight Investment Pool								
TX-01-0334-0005	Texas Class	10/1/2022	7,712,211.44	7,712,211.44	7,712,211.44	3.776	1	3.776
			7,712,211.44	7,712,211.44	7,712,211.44			
<u>Flood Control & Rf 2017</u>								
Overnight Investment Pool								
TX-01-0334-0006	Texas Class	10/1/2022	5,485,688.89	5,485,688.89	5,485,688.89	3.776	1	3.776
			5,485,688.89	5,485,688.89	5,485,688.89			

Investment Portfolio Detail
Fiscal Year 2025 - 2026
March 1 - March 31, 2026

CUSIP / Investment #	Issuer	Purchase Date	Par Value	Market Value	Book Value	Stated Rate	Days to Maturity	YTM/C
<u>Lt Tax Ct Bldg Bond 2017A</u>								
Overnight Investment Pool								
TX-01-0334-0007	Texas Class	10/1/2022	104,252.84	104,252.84	104,252.84	3.776	1	3.776
			104,252.84	104,252.84	104,252.84			
<u>Unlimited Tax Road Bonds 2019</u>								
Overnight Investment Pool								
TX-01-0334-0021	Texas Class	10/1/2022	20,538,907.59	20,538,907.59	20,538,907.59	3.776	1	3.776
			20,538,907.59	20,538,907.59	20,538,907.59			
<u>Debt Service</u>								
Overnight Investment Pool								
9900177-013125	Texas FIT	1/1/2025	686,254.99	686,254.99	686,254.99	3.910	1	3.910
			686,254.99	686,254.99	686,254.99			
<u>Retiree Life Reserve</u>								
Overnight Investment Pool								
9900172-013125	Texas FIT	1/1/2025	18,227,382.19	18,227,382.19	18,227,382.19	3.910	1	3.910
			18,227,382.19	18,227,382.19	18,227,382.19			
<u>Self Insurance Reserve Fund</u>								
Overnight Investment Pool								
TX-01-0334-0024	Texas Class	10/1/2022	2,738,524.48	2,738,524.48	2,738,524.48	3.776	1	3.776
			2,738,524.48	2,738,524.48	2,738,524.48			
Total			213,539,395.42	213,539,395.42	213,539,395.42			

Investment Portfolio Detail



- 1101 - General Fund
- 1203 - Indigent Health Care Fund
- 1209 - GOMESA Coastal Consvrn Fund
- 2301 - Road & Bridge
- 2370 - Flood Control Fund
- 2410 - Mosquito Control
- 2901 - American Rescue Plan Stimulus Fund
- 2902 - American Rescue Plan Emergency Rental Assistance Fund
- 3014 - Unlimited Tax Road Bonds Series 2017 Fund
- 3015 - Limited Tax Flood Control Bonds Series 2017 Fund
- 3016 - Limited Tax Building Bonds Series 2017A Fund
- 3313 - Unlimited Tax Road Bonds 2019
- 4999 - Debt Service
- 6126 - Retiree Life Reserve
- 6130 - Self Insurance Reserve Fund

Investment Portfolio Summary
Fiscal Year 2025 - 2026
March 1 - March 31, 2026

Fund	Par Value	Market Value	Book Value	% of Portfolio	Term	Days to Maturity
General Fund						
Cash Pool	67,092,929.17	67,092,929.17	67,092,929.17	49.00%	1	1
Overnight Investment Pool	70,887,632.63	70,887,632.63	70,887,632.63	51.00%	1	1
	137,980,561.80	137,980,561.80	137,980,561.80	100.00%	1	1
Total Earnings	447,430.56					
Effective Rate of Return	3.78%					
Indigent Health Care Fund						
Overnight Investment Pool	4,741,396.68	4,741,396.68	4,741,396.68	100.00%	1	1
	4,741,396.68	4,741,396.68	4,741,396.68	100.00%	1	1
Total Earnings	15,180.74					
Effective Rate of Return	3.78%					
GOMESA Coastal Cnsv Fund						
Overnight Investment Pool	4,668,308.91	4,668,308.91	4,668,308.91	100.00%	1	1
	4,668,308.91	4,668,308.91	4,668,308.91	100.00%	1	1
Total Earnings	14,946.75					
Effective Rate of Return	3.78%					
Road & Bridge						
Overnight Investment Pool	1,420,411.05	1,420,411.05	1,420,411.05	100.00%	1	1
	1,420,411.05	1,420,411.05	1,420,411.05	100.00%	1	1
Total Earnings	4,706.25					
Effective Rate of Return	3.91%					
Flood Control						
Overnight Investment Pool	12,625.59	12,625.59	12,625.59	100.00%	1	1
	12,625.59	12,625.59	12,625.59	100.00%	1	1
Total Earnings	41.83					
Effective Rate of Return	3.91%					
Mosquito Control						
Overnight Investment Pool	516,417.16	516,417.16	516,417.16	100.00%	1	1
	516,417.16	516,417.16	516,417.16	100.00%	1	1
Total Earnings	1,711.04					
Effective Rate of Return	3.91%					
ARPA Fund						
Overnight Investment Pool	8,365,864.88	8,365,864.88	8,365,864.88	100.00%	1	1
	8,365,864.88	8,365,864.88	8,365,864.88	100.00%	1	1

Investment Portfolio Summary
 Fiscal Year 2025 - 2026
 March 1 - March 31, 2026

Fund	Par Value	Market Value	Book Value	% of Portfolio	Term	Days to Maturity
Total Earnings	26,785.39					
Effective Rate of Return	3.78%					
ARPA Emerg Rental Assist Fund						
Overnight Investment Pool	340,586.93	340,586.93	340,586.93	100.00%	1	1
	340,586.93	340,586.93	340,586.93	100.00%	1	1
Total Earnings	1,090.49					
Effective Rate of Return	3.78%					

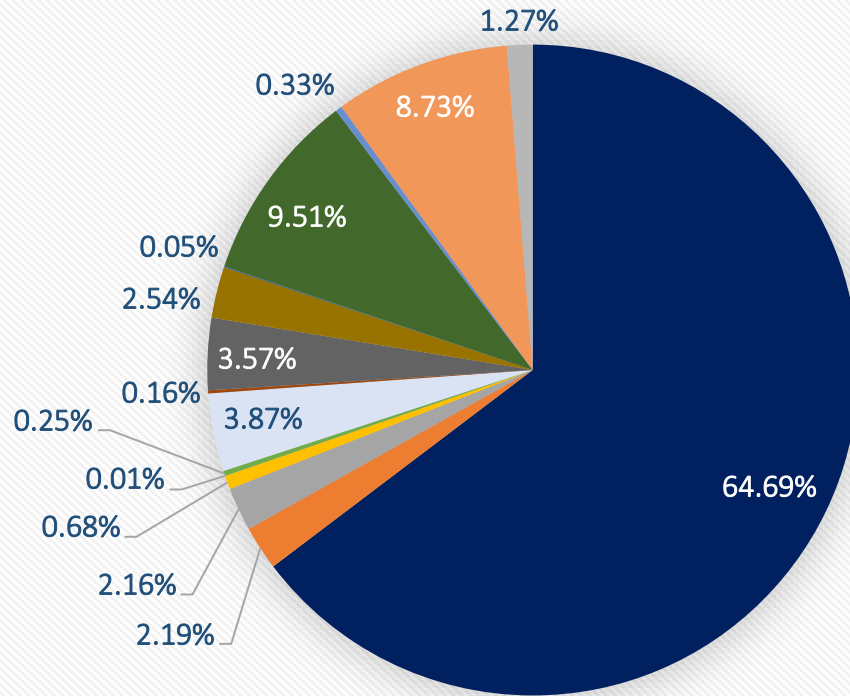
Investment Portfolio Summary
Fiscal Year 2025 - 2026
March 1 - March 31, 2026

Fund	Par Value	Market Value	Book Value	% of Portfolio	Term	Days to Maturity
Unld Tax Rd & Ref Bond 2017						
Overnight Investment Pool	7,712,211.44	7,712,211.44	7,712,211.44	100.00%	1	1
	7,712,211.44	7,712,211.44	7,712,211.44	100.00%	1	1
Total Earnings	24,692.54					
Effective Rate of Return	3.78%					
Flood Control & Rf 2017						
Overnight Investment Pool	5,485,688.89	5,485,688.89	5,485,688.89	100.00%	1	1
	5,485,688.89	5,485,688.89	5,485,688.89	100.00%	1	1
Total Earnings	17,563.78					
Effective Rate of Return	3.78%					
Lt Tax Ct Bldg Bond 2017A						
Overnight Investment Pool	104,252.84	104,252.84	104,252.84	100.00%	1	1
	104,252.84	104,252.84	104,252.84	100.00%	1	1
Total Earnings	333.79					
Effective Rate of Return	3.78%					
Unlimited Tax Road Bonds 2019						
Overnight Investment Pool	20,538,907.59	20,538,907.59	20,538,907.59	100.00%	1	1
	20,538,907.59	20,538,907.59	20,538,907.59	100.00%	1	1
Total Earnings	65,760.36					
Effective Rate of Return	3.78%					
Debt Service						
Overnight Investment Pool	686,254.99	686,254.99	686,254.99	100.00%	1	1
	686,254.99	686,254.99	686,254.99	100.00%	1	1
Total Earnings	2,273.77					
Effective Rate of Return	3.91%					
Retiree Life Reserve						
Overnight Investment Pool	18,227,382.19	18,227,382.19	18,227,382.19	100.00%	1	1
	18,227,382.19	18,227,382.19	18,227,382.19	100.00%	1	1
Total Earnings	60,392.75					
Effective Rate of Return	3.91%					
Self Insurance Reserve Fund						
Overnight Investment Pool	2,738,524.48	2,738,524.48	2,738,524.48	100.00%	1	1
	2,738,524.48	2,738,524.48	2,738,524.48	100.00%	1	1

Investment Portfolio Summary
Fiscal Year 2025 - 2026
March 1 - March 31, 2026

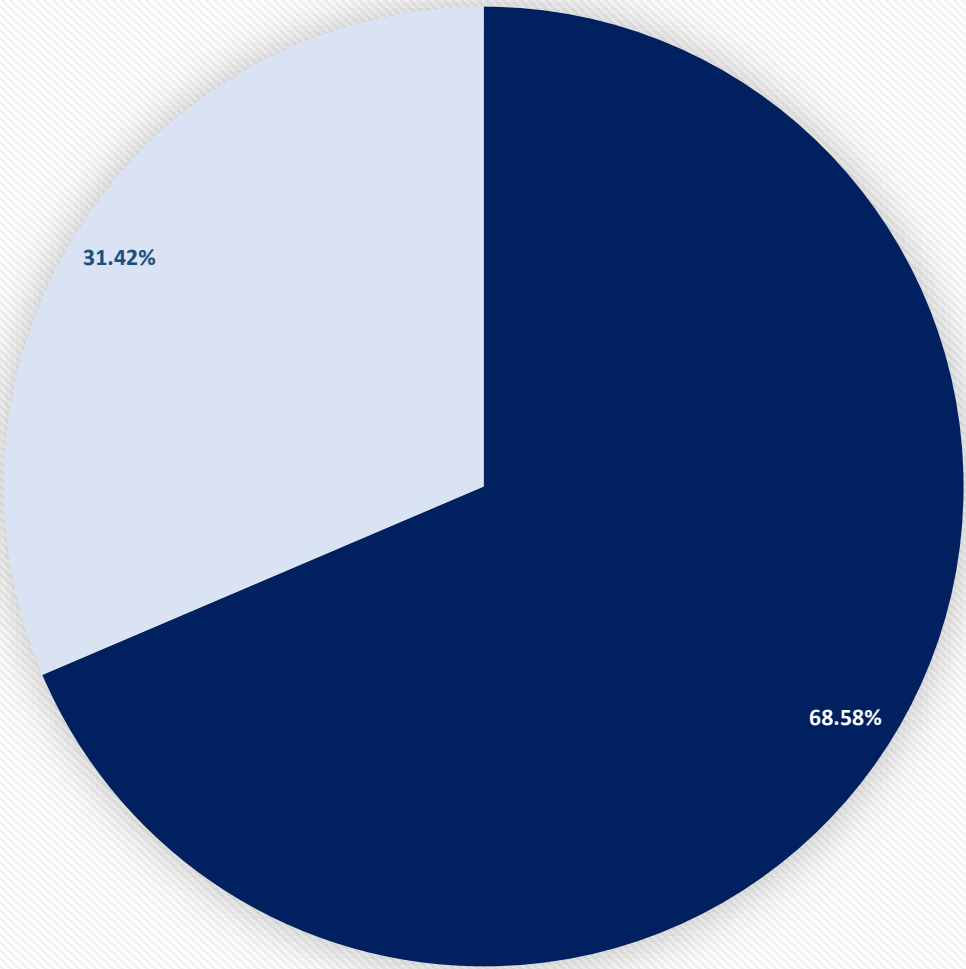
Fund	Par Value	Market Value	Book Value	% of Portfolio	Term	Days to Maturity
Total Earnings	8,768.07					
Effective Rate of Return	3.78%					
<u>Total Earnings</u>	<u>691,678.11</u>					

Investment Portfolio Summary



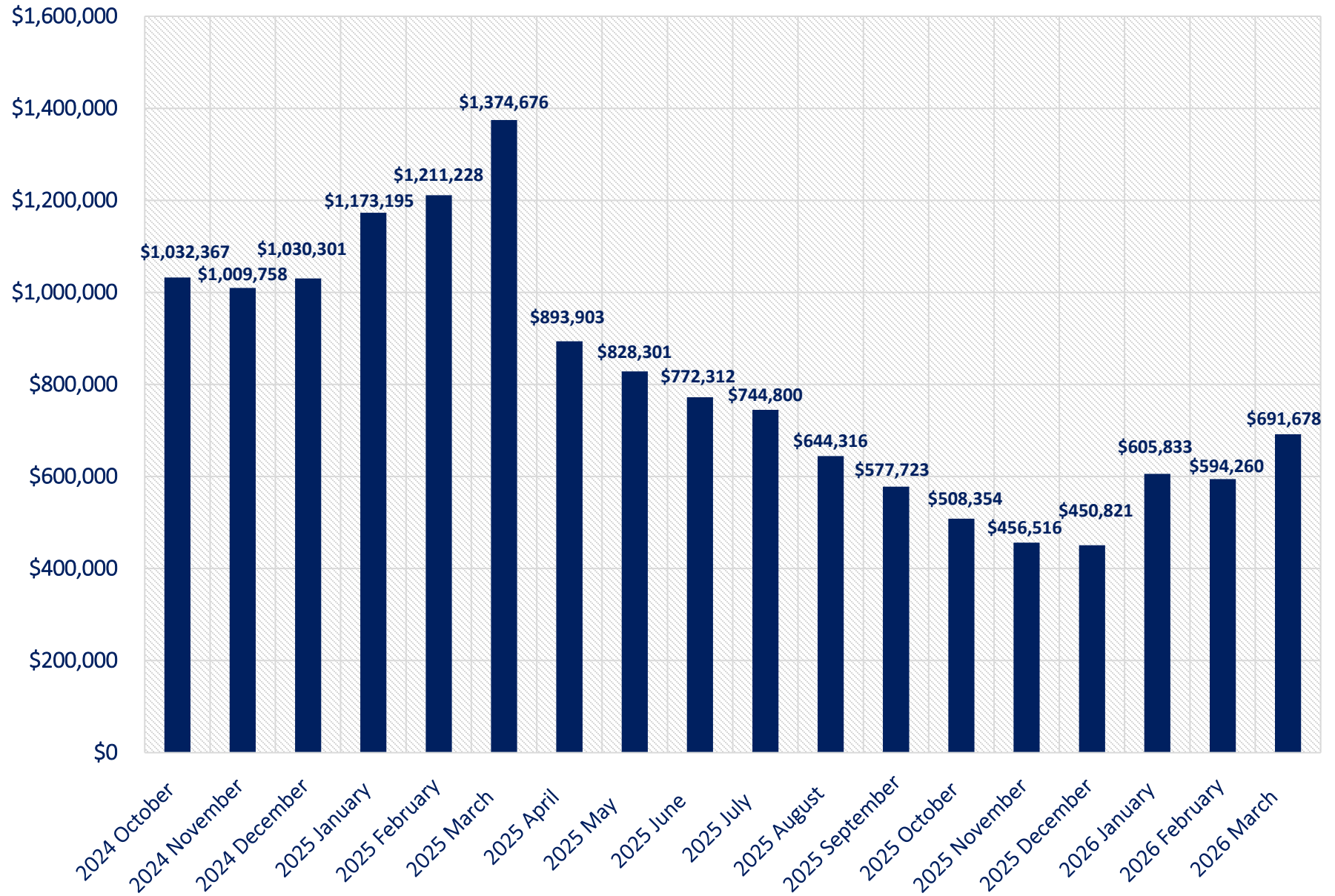
- | | |
|---|--|
| ■ 1101 - General Fund | ■ 1203 - Indigent Health Care Fund |
| ■ 1209 - GOMESA Coastal Consvrn Fund | ■ 2301 - Road & Bridge |
| ■ 2370 - Flood Control Fund | ■ 2410 - Mosquito Control |
| ■ 2901 - American Rescue Plan Stimulus Fund | ■ 2902 - American Rescue Plan Emergency Rental Assistance Fund |
| ■ 3014 - Unlimited Tax Road Bonds Series 2017 Fund | ■ 3015 - Limited Tax Flood Control Bonds Series 2017 Fund |
| ■ 3016 - Limited Tax Building Bonds Series 2017A Fund | ■ 3313 - Unlimited Tax Road Bonds 2019 |
| ■ 4999 - Debt Service | ■ 6126 - Retiree Life Reserve |
| ■ 6130 - Self Insurance Reserve Fund | |

Book Value by Investment Type

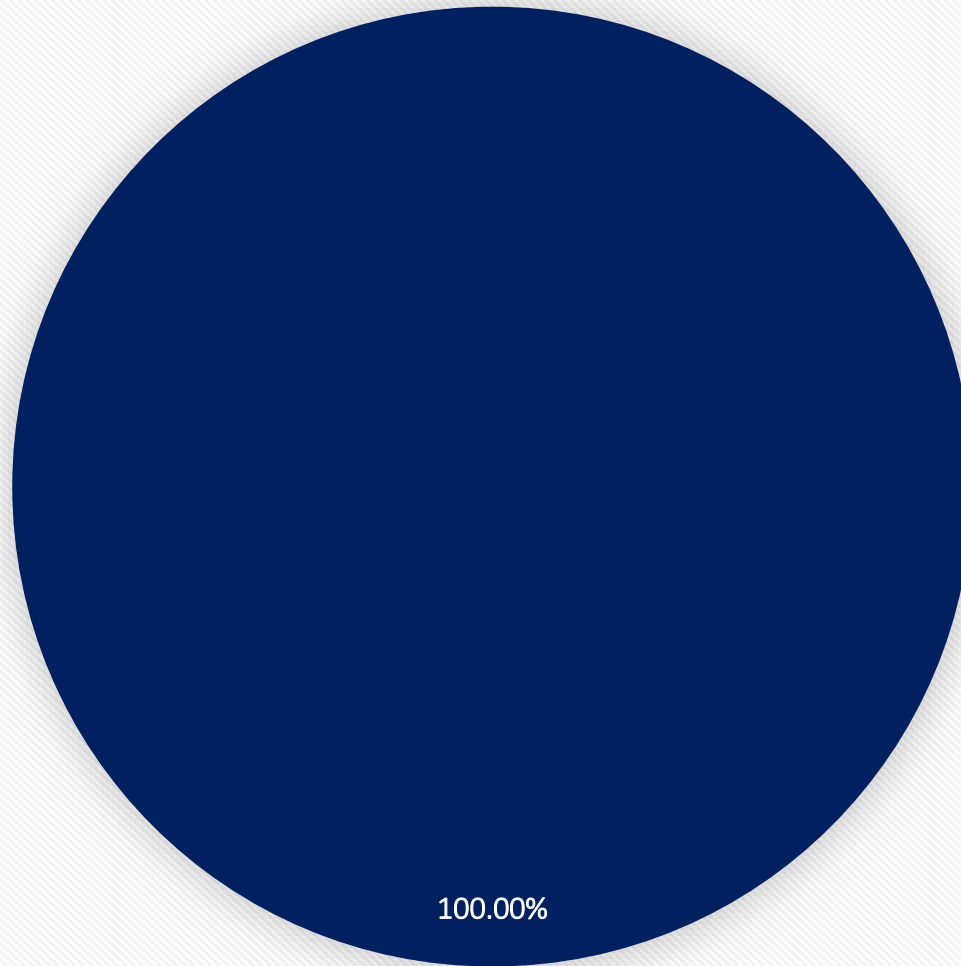


■ Overnight Investment Pool ■ Cash Pool

Earnings History



Market Value by Credit Rating



■ Unspecified