

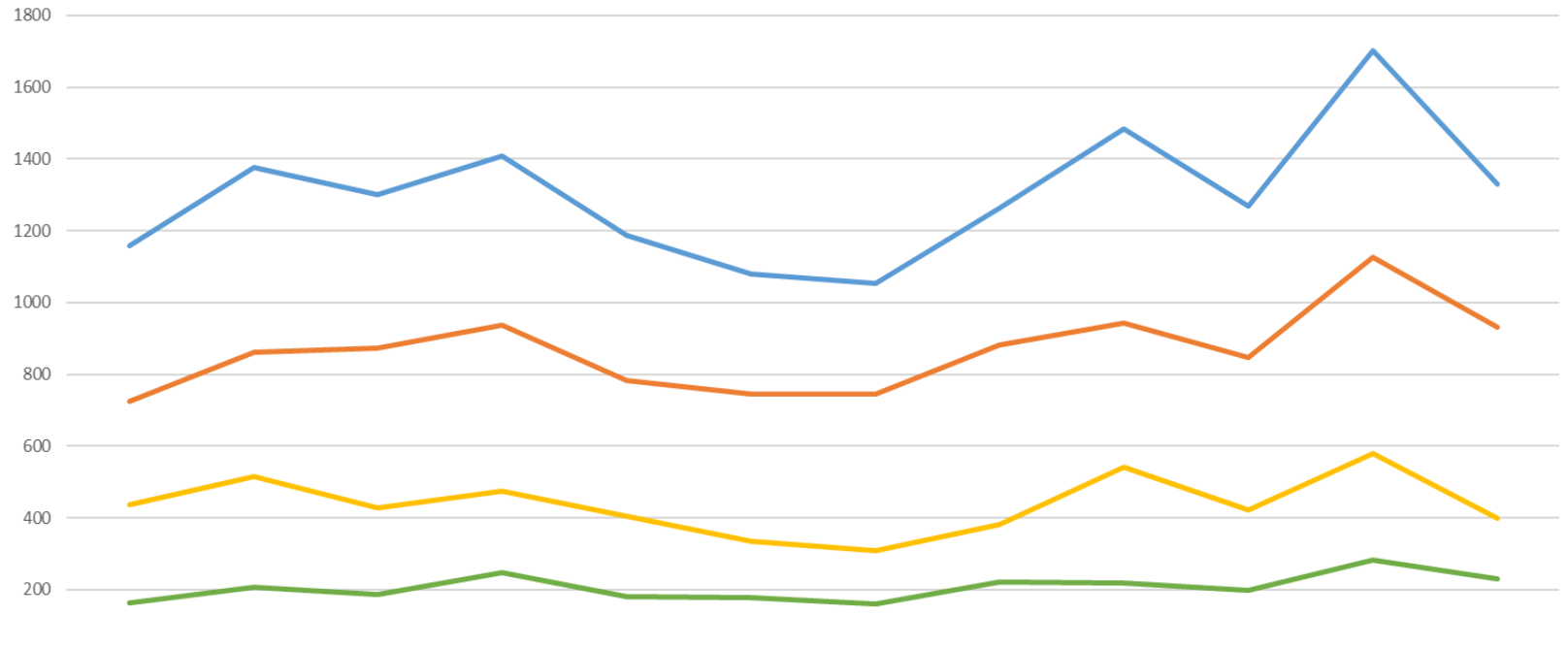
PERSONAL BOND MONTHLY REPORT JUNE 2025

PERSONAL BOND OFFICE

Aaron Johnson, Director

July 1, 2025

Bookings Initiated, Financial Affidavit Completed and Cases sent to Bail Review

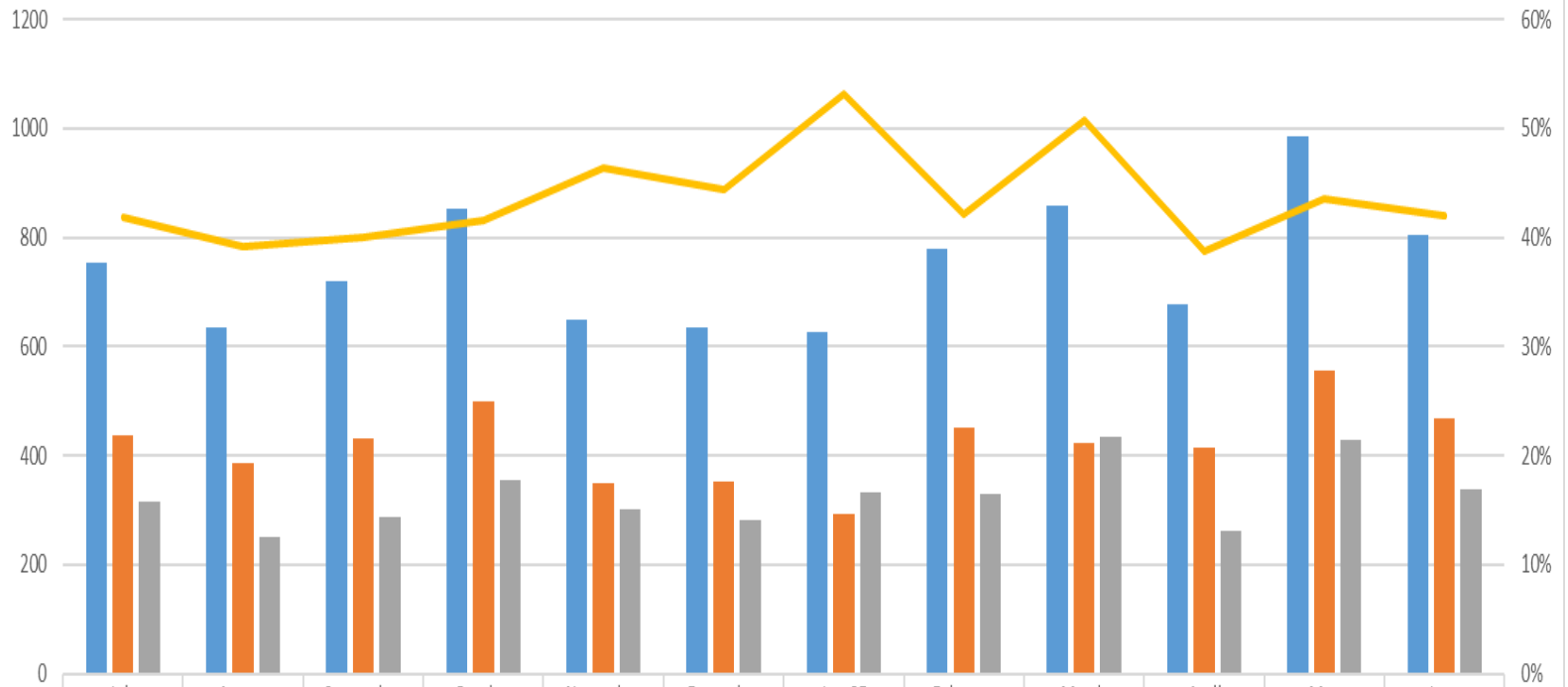


	July	August	September	October	November	December	Jan-25	February	March	April	May	June
Bookings Initiated	1158	1375	1302	1409	1187	1080	1053	1263	1485	1269	1703	1331
FA Completed	723	861	873	936	782	745	746	881	944	846	1125	932
FA Not Provided	435	514	429	473	405	335	307	382	541	423	578	399
Bail Review	163	206	187	246	179	176	161	221	219	198	283	230

— Bookings Initiated
 — FA Completed
 — FA Not Provided
 — Bail Review

Financial Affidavits not provided reasons include but not limited to: Magistrated cases in other jurisdictions, Defendant refused, Out of County Warrants, Municipal Holds, and Class C cases.

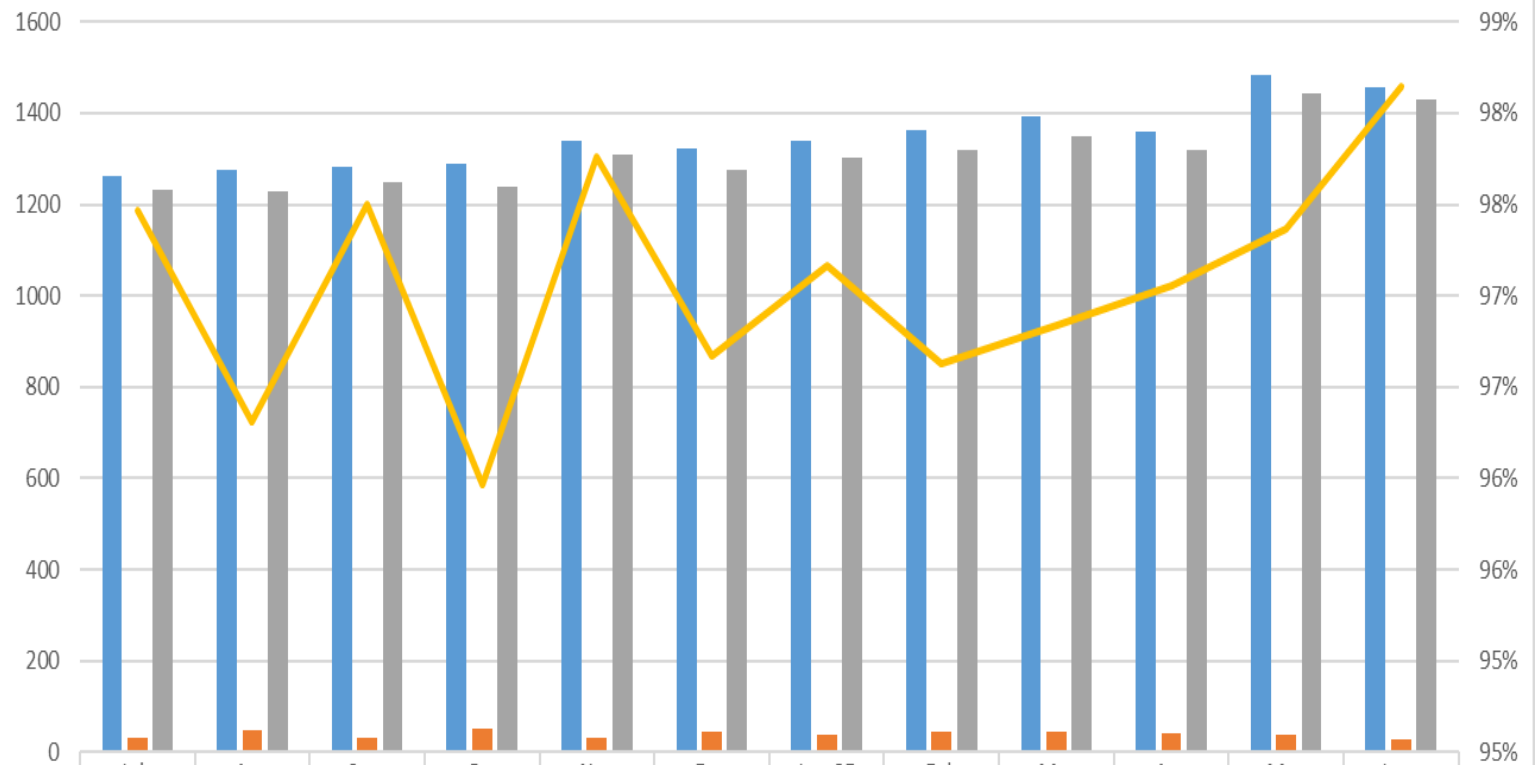
Total Eligible Releases, Type and % to PBO



	July	August	September	October	November	December	Jan-25	February	March	April	May	June
Total Eligible Releases	754	636	719	853	649	634	626	780	858	678	984	805
Releases to Surety	438	387	431	498	348	353	293	451	423	415	556	467
Releases to PBO	316	249	288	355	301	281	333	329	435	263	428	338
% to PBO	42%	39%	40%	42%	46%	44%	53%	42%	51%	39%	43%	42%

■ Total Eligible Releases
 ■ Releases to Surety
 ■ Releases to PBO
 — % to PBO

Personal Bond Compliance Report based on Monthly Average Population



Total Active Population	1263	1275	1281	1290	1340	1321	1340	1364	1393	1358	1482	1458
Total Forfeitures	32	47	32	52	30	44	38	46	44	40	39	27
Total in Compliance	1231	1228	1249	1238	1310	1277	1302	1318	1349	1318	1443	1431
% in Compliance	97%	96%	98%	96%	98%	97%	97%	97%	97%	97%	97%	98%

■ Total Active Population
 ■ Total Forfeitures
 ■ Total in Compliance
 — % in Compliance