

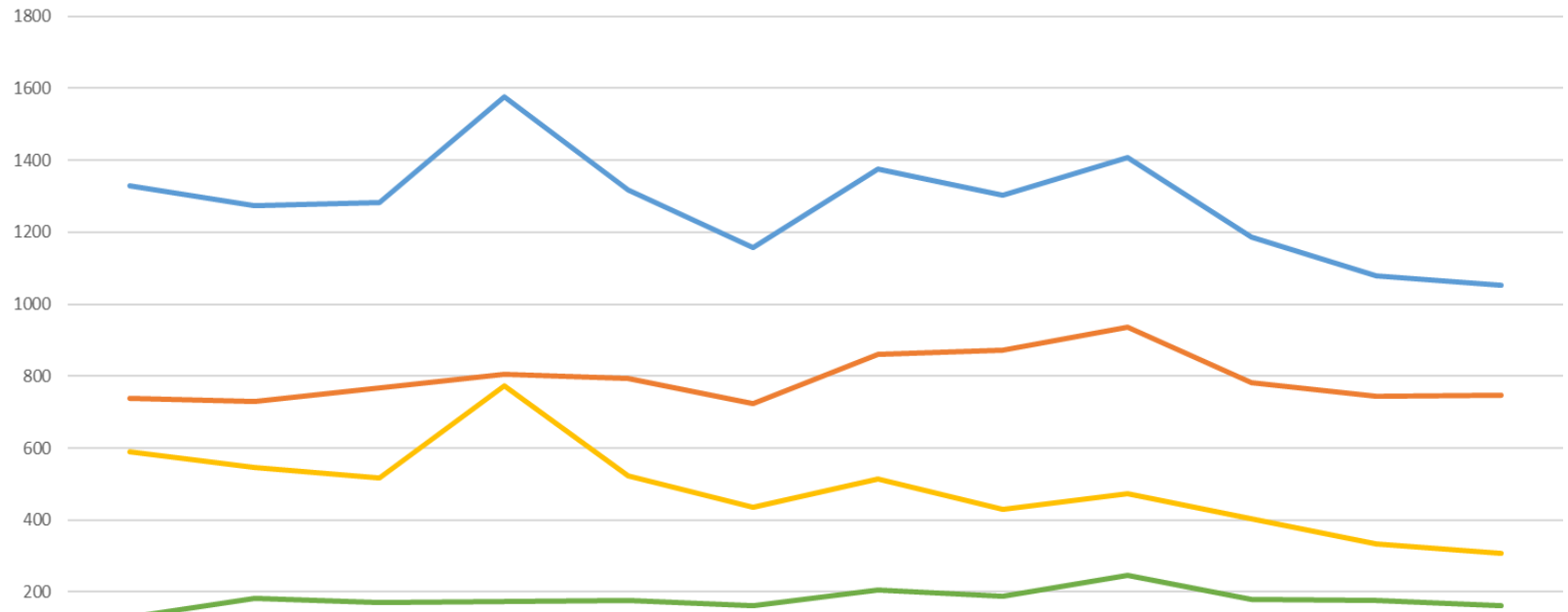
PERSONAL BOND MONTHLY REPORT JANUARY 2025

PERSONAL BOND OFFICE

Aaron Johnson, Director

February 3, 2025

Bookings Initiated, Financial Affidavit Completed and Cases sent to Bail Review

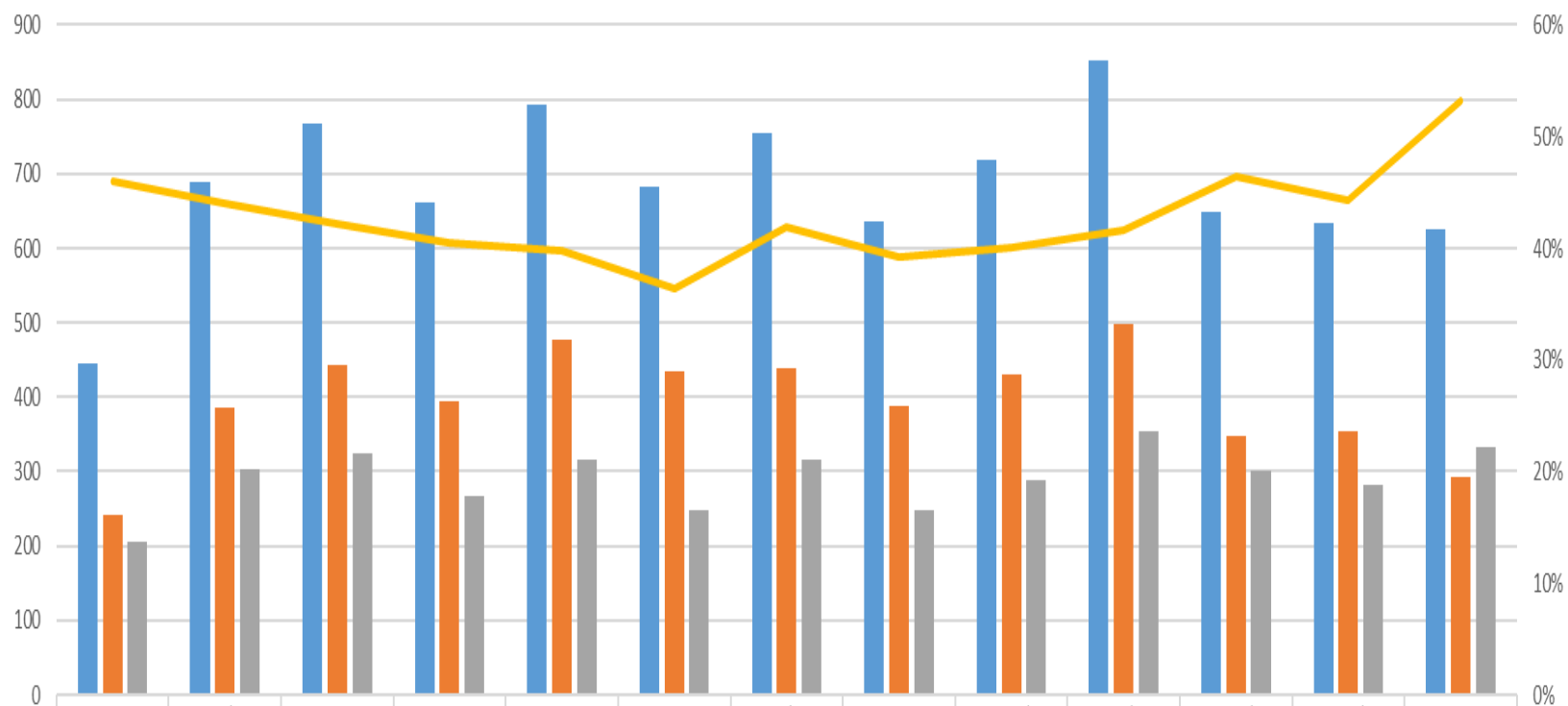


	February	March	April	May	June	July	August	September	October	November	December	Jan-25
Bookings Initiated	1330	1275	1283	1577	1318	1158	1375	1302	1409	1187	1080	1053
FA Completed	739	730	766	804	795	723	861	873	936	782	745	746
FA Not Provided	591	545	517	773	523	435	514	429	473	405	335	307
Bail Review	129	182	172	175	177	163	206	187	246	179	176	161

Bookings Initiated FA Completed FA Not Provided Bail Review

Financial Affidavits not provided reasons include but not limited to: Magistrated cases in other jurisdictions, Defendant refused, Out of County Warrants, Municipal Holds, and Class C cases.

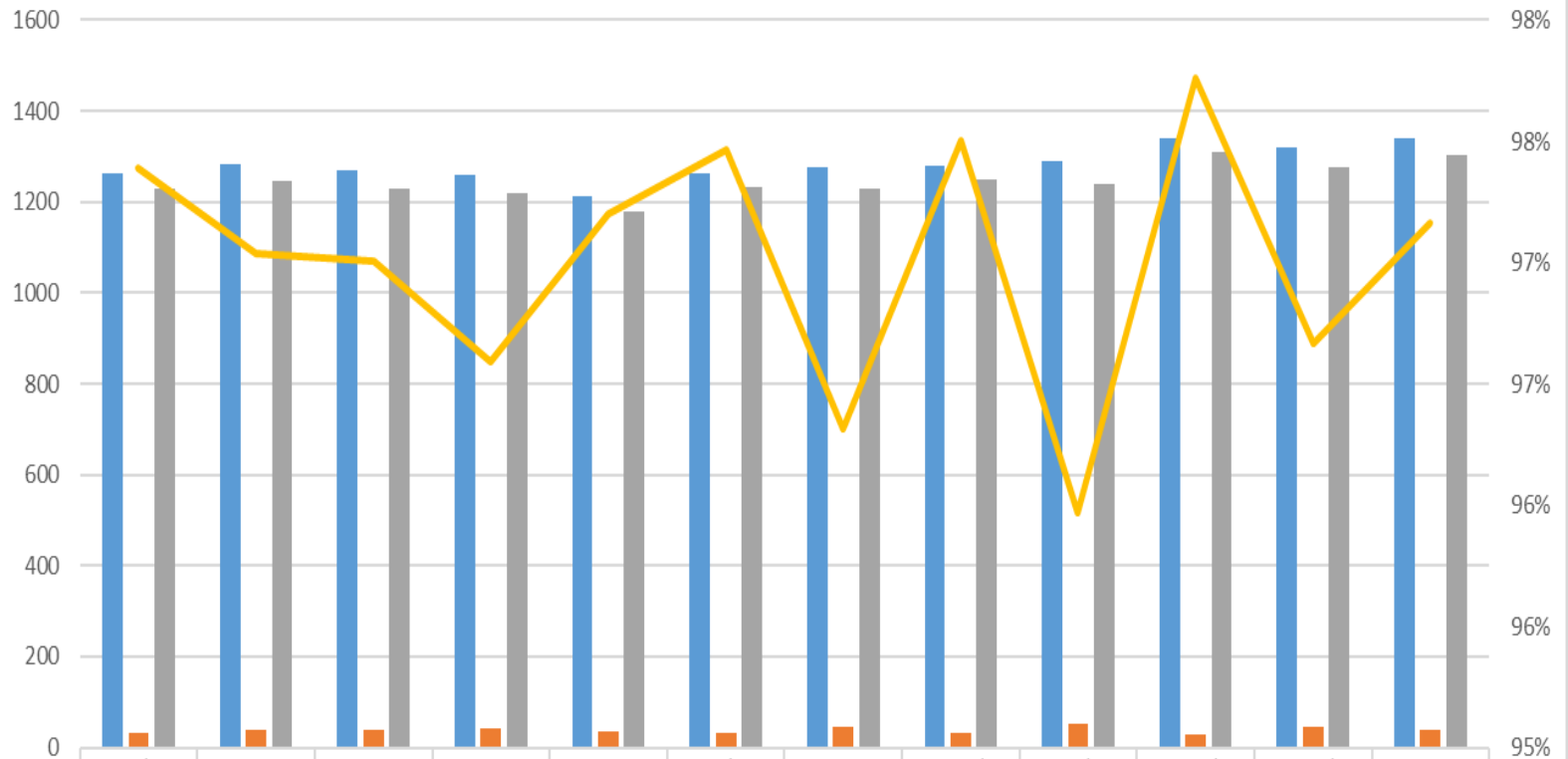
Total Eligible Releases, Type and % to PBO



	Jan-24	Feb	Mar	Apr	May	June	July	August	September	October	November	December	Jan-25
Eligible Releases	446	688	768	662	793	682	754	636	719	853	649	634	626
Releases to Surety	241	385	444	394	477	434	438	387	431	498	348	353	293
Releases to PBO	205	303	324	268	316	248	316	249	288	355	301	281	333
% to PBO	46%	44%	42%	40%	40%	36%	42%	39%	40%	42%	46%	44%	53%

Eligible Releases Releases to Surety Releases to PBO % to PBO

Personal Bond Compliance Report based on Monthly Average Population



	Feb	Mar	Apr	May	June	July	August	September	October	November	December	Jan-25
Total Active Population	1263	1283	1268	1261	1214	1263	1275	1281	1290	1340	1321	1340
Total Forfeitures	33	38	38	43	34	32	47	32	52	30	44	38
Total in Compliance	1230	1245	1230	1218	1180	1231	1228	1249	1238	1310	1277	1302
% in Compliance	97%	97%	97%	97%	97%	97%	96%	98%	96%	98%	97%	97%

■ Total Active Population
 ■ Total Forfeitures
 ■ Total in Compliance
 — % in Compliance