

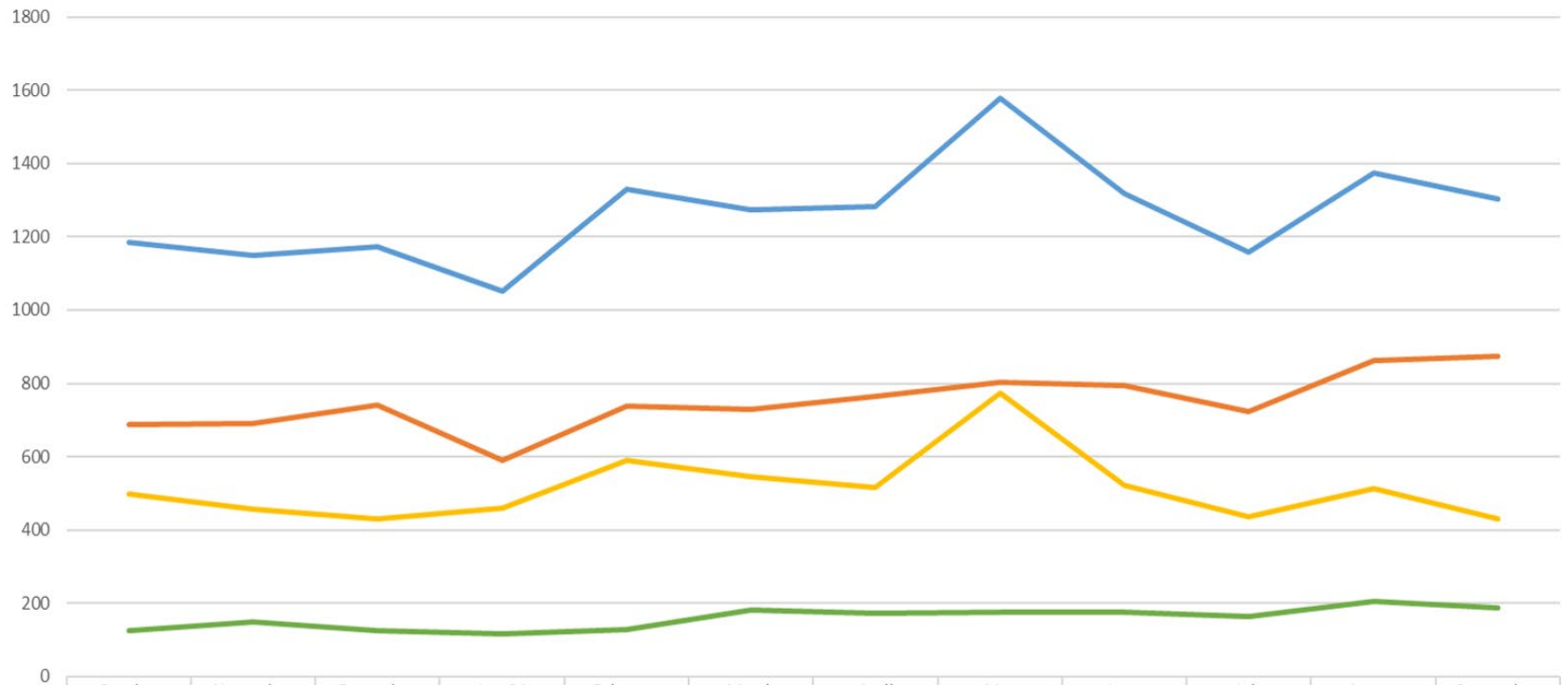
PERSONAL BOND MONTHLY REPORT SEPTEMBER 2024

PERSONAL BOND OFFICE

Aaron Johnson, Director

October 1, 2024

Bookings Initiated, Financial Affidavit Completed and Cases sent to Bail Review

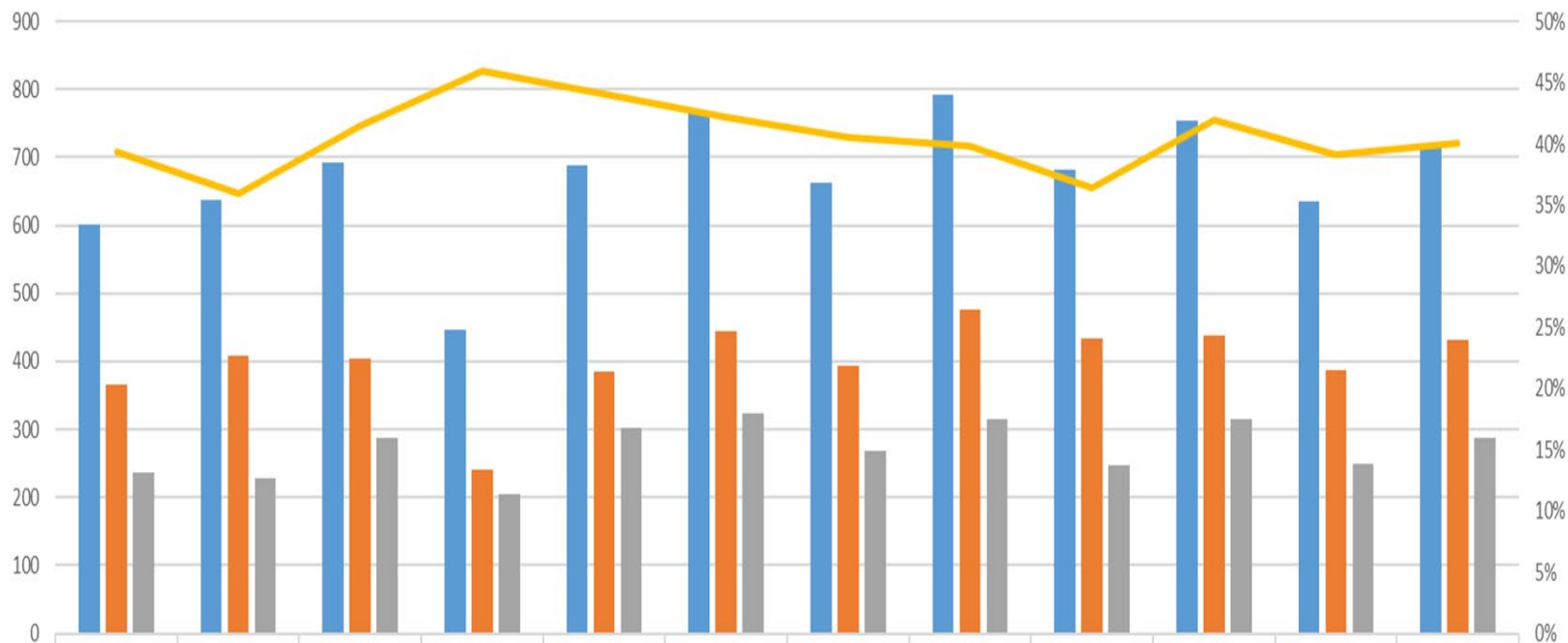


	October	November	December	Jan-24	February	March	April	May	June	July	August	September
Bookings Initiated	1186	1149	1173	1051	1330	1275	1283	1577	1318	1158	1375	1302
FA Completed	689	691	742	590	739	730	766	804	795	723	861	873
FA Not Provided	497	458	431	461	591	545	517	773	523	435	514	429
Bail Review	125	148	125	118	129	182	172	175	177	163	206	187

Bookings Initiated FA Completed FA Not Provided Bail Review

Financial Affidavits not provided reasons include but not limited to: Magistrated cases in other jurisdictions, Defendant refused, Out of County Warrants, Municipal Holds, and Class C cases.

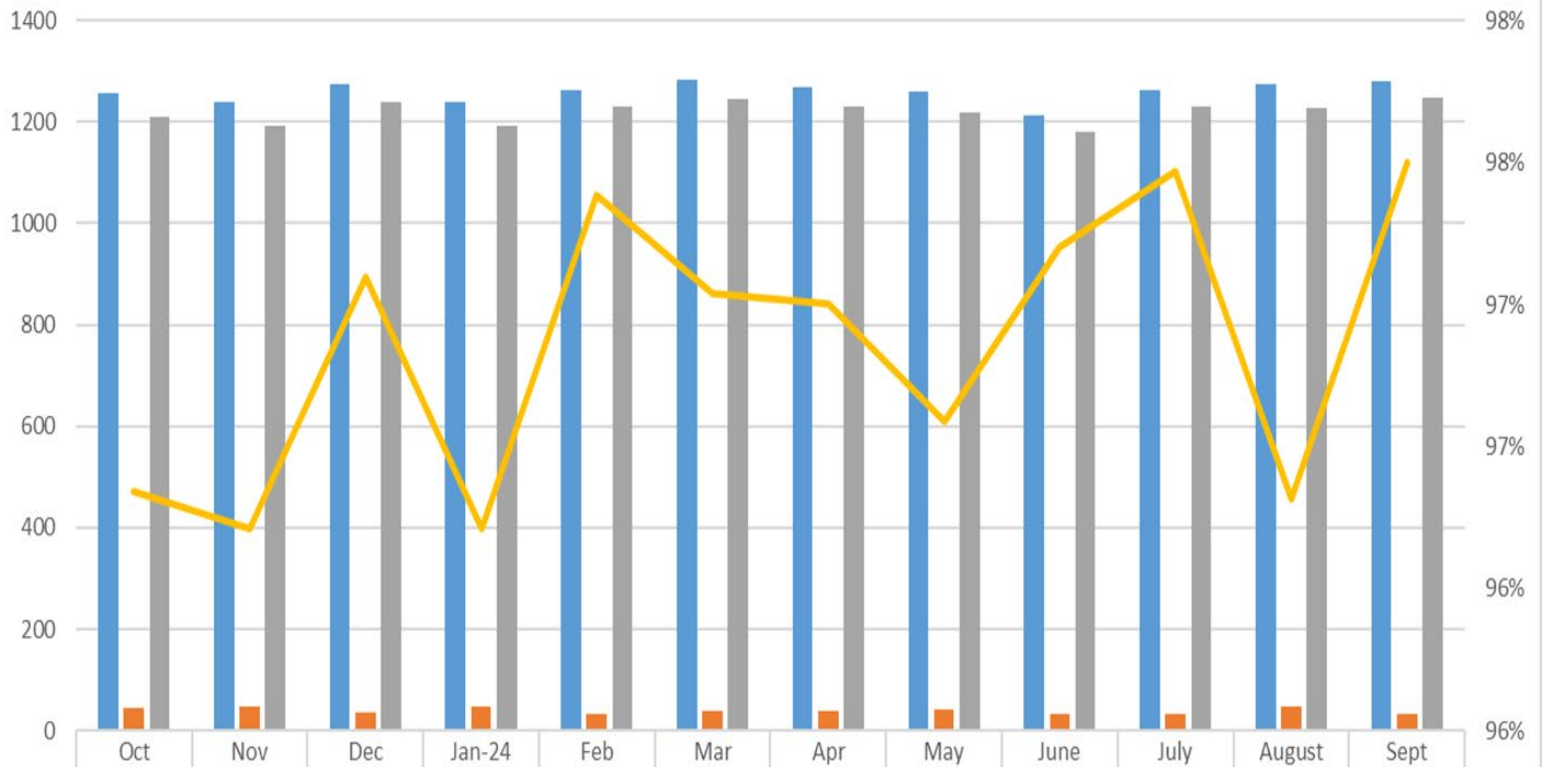
Total Eligible Releases, Type and % to PBO



	Oct	Nov	Dec	Jan-24	Feb	Mar	Apr	May	June	July	August	September
Eligible Releases	602	637	692	446	688	768	662	793	682	754	636	719
Releases to Surety	365	408	405	241	385	444	394	477	434	438	387	431
Releases to PBO	237	229	287	205	303	324	268	316	248	316	249	288
% to PBO	39%	36%	41%	46%	44%	42%	40%	40%	36%	42%	39%	40%

■ Eligible Releases
 ■ Releases to Surety
 ■ Releases to PBO
 — % to PBO

Personal Bond Compliance Report based on Monthly Average Population



	Oct	Nov	Dec	Jan-24	Feb	Mar	Apr	May	June	July	August	Sept
Total Active Population	1257	1240	1275	1240	1263	1283	1268	1261	1214	1263	1275	1281
Total Forfeitures	46	47	37	47	33	38	38	43	34	32	47	32
Total in Compliance	1211	1193	1238	1193	1230	1245	1230	1218	1180	1231	1228	1249
% in Compliance	96%	96%	97%	96%	97%	97%	97%	97%	97%	97%	96%	98%

■ Total Active Population
 ■ Total Forfeitures
 ■ Total in Compliance
 — % in Compliance